



Countax: A better garden tractor

First and foremost a Countax garden tractor is an outstanding lawnmower. Its unique cut and collection system, developed specifically for the British garden, sets it apart from any other machine on the market. ***A Countax allows you to cut shorter, collect fully and stripe a lawn even when the grass is wet.***

Why do we say ‘much more than just a lawnmower’? Own a Countax and you have a small rugged tractor that can be used all-year-round in your garden. Where most ‘ride-on mowers’ fail, a Countax excels – it’s designed to be used in all weathers.

A push-button* controlled power take-off drives accessories that extend your tractor’s use beyond that of a conventional ride-on mower. Scarify your lawn in spring, collect leaves in autumn or spread salt in winter – a Countax is an invaluable tool for every month of the year.



Parked side by side with a competitor machine, it’s clear that a Countax is in a class of its own. It’s built to professional standards. A heavy-duty steel body, cast front axle (C Series only) and double-skinned bonnet ensure reliable performance over a very long working life.


*Available on the Countax C and B Series. The A Series has a manually operated PTO

Much mo



re than just a lawnmower

Cut and collect wet grass



*The XRD deck's contra-rotating blades discharge
the grass clippings to the rear of the deck*

Cut and Collect system

Pick up what others leave behind...

The British weather is notoriously unpredictable. Make a plan to mow your lawn and it seems inevitable that it will start to rain. A Countax is the only machine that 'cuts it in the wet'.

Most 'ride-on mowers' rely on the air flow caused by the cutting blades to throw lawn clippings into the grass catcher. This system can be noisy and inefficient. Damp grass will often get clogged in the deck and discharge chute, requiring regular unblocking and an unacceptable finish on your lawn.

The Countax cut and collect system works in a better way. The three hardened-steel blades found in the heavy duty Countax XRD deck, are contra-rotating and throw the clippings to the rear of the deck. The ejected grass is swept up by the rotating brushes of the Powered Grass Collector.


The Countax 'system' means that even wet grass can be cut and collected fully, with little risk of clogging. Leaves and other garden debris can be quickly cleared from the lawn. Simply drive over the material with the collector engaged.



A Countax will NOT clog



The Powered Grass Collector uses brushes to sweep up the grass cuttings





Cut and Collect system

A high quality, striped lawn finish

Countax believe that you shouldn't have to compromise the quality of the finish of your lawn for the speed and convenience of a ride-on lawnmower.

Many British gardeners seek a striped finish for their main lawn. Not only do stripes look smart, they can also give the illusion of a longer, greener lawn plus they provide the high quality finish that many customers desire.

Stripes are created by the contrasting shades of grass laid flat in one direction and then again in the opposite direction.

This effect can be difficult to accomplish with a conventional rotary ride-on mower. Often a separate pass with a heavy lawn roller or 'striping kit' is required and results can be mixed.

A Countax tractor works in a different way to other machines. It leaves a striped finish every time thanks to an integrated roller mounted within the body of the optional Powered Grass Collector. The unique action of the sweeping brushes enhances the striping effect further. A Countax stripes a lawn every time with a single pass of the collector.



Stri



pe your lawn



Cutting without collection

Rough cut capability as standard

...a polished performance on fine lawns with the astonishing ability to cut an orchard or paddock quietly and quickly...

The new XRD (found on the C and B Series tractors) is the toughest, most durable rear-discharge deck Countax has ever built. It's fabricated from high-grade steel and built to professional specifications. It is reinforced with a thick impact bar to further protect it from every day wear and tear. This makes it the ideal large rough cutter for semi-wild areas that you cut infrequently and leave several inches longer.

With the grass collector removed, the tractor is agile and highly manoeuvrable – easily capable of cutting around trees and other obstacles.

The Countax A Series is fitted with a 127cm/50" Combi deck. By fitting an adapter plate, the A Series is transformed into a high-performance mulcher. Grass clippings are cut time and time again into minute particles then injected back into the lawn to decompose.





Cut tall grass,
nettles and brambles

High Grass Mulching

Make short work of tall grass, brambles and nettles

... a versatile deck that will tame the roughest orchard or paddock yet still produce a great finish on a lawn...

When the going gets really tough, the Countax High Grass Mulching (HGM) deck is in a class of its own.


Using the same principles as an agricultural mulcher, the HGM deck is capable of cutting thick long grass, brambles, thistles and scrub. Chains located at the front and rear prevent the grass from being completely flattened and stop it escaping before being cut. Six hardened steel mulching blades cut multiple times, with the resulting mulch left on the ground to decompose.

But what may surprise you about the High Grass Mulching deck is that it is equally at home mowing shorter grass on a lawn.

The deck is available pre-fitted to a new tractor or as an optional or replacement deck. Sizes are 92cm (36") or 107cm (42")*.



**See page 30 for deck/tractor compatibility*



Features of a Countax



Powered by
Kawasaki

Foot controlled transmission. A Countax is so easy to drive. One pedal controls forward speed and the other reverse. The further you press the pedal, the faster you travel.

Robust controls. All levers, controls and switches found on a Countax are built and tested to withstand continuous use in any weather conditions.


Engines. Countax only fit premium quality engines from Briggs & Stratton, Kawasaki and Yanmar.

Heavy-duty, durable construction. Features such as a cast front axle (C Series) and a reinforced cutter deck design means that a Countax will outlast most other machines available on the market. Each and every component used on the tractor is selected and tested for its durability in 'real life' use.

Power take-off. Power to drive the grass collector and accessories is taken directly from the engine. An independent clutch allows you to use the PTO to power accessories with the cutting blades disengaged.

Automotive-style steering. The ball-bearing steering found on the C and B Series is easy to use and tough enough to withstand the knocks and bumps of everyday use. The A230D is fitted with power assisted steering.

Ergonomically designed for easy access and operation. The unique steering wheel design and seat operation (C & B Series) allows easy access on and off the tractor. Switches and controls are intuitive to use and are positioned within comfortable reach of the operator.



Features of a Countax

Operating Management System (OMS)

OMS is a simple to use dashboard display. Everything you need to know about your tractor available in one location.

Every Countax tractor is fitted with OMS, Countax's unique on-board computer. This system works independently from the main functions of the tractor, monitoring the engine, cutter deck and power take-off. It provides an 'at-a-glance' view of the operation of your machine – just like a car dashboard display.

Most Countax tractors include a digital deck height indicator, low fuel warning and RPM counter. The RPM monitor on the electronic display indicates the engine speed. If it falls below the optimum level when cutting dense grass, it is indicated on the dashboard, allowing you to raise the deck or reduce forward speed. This means the best possible cut for the conditions can be achieved.





C Series 2WD Garden Tractors

Britain's favourite garden tractor range

The C Series has been Britain's favourite range of garden tractor for over two decades. The core benefits of cutting and collecting in the wet, striping a lawn and the use of a machine 12 months of the year make the C Series the tractor of choice for thousands of customers.

Like all Countax tractors, a C Series is built to a much higher specification than most 'ride-on lawnmowers'. It's extra-tough. With a heavy-duty steel chassis, cast front axle and reinforced cutter deck, a C Series is designed to handle the rigours of hard work – day in, day out.

The push-button controlled power take-off drives a Powered Grass Collector, broadcast spreader or scarifier. Each unit is a valuable accessory that extends the use of the tractor.



	Engine	Cutter Decks
C50	Briggs & Stratton single cylinder 500cc	97cm (38") XRD rear discharge
C60	FS481V Kawasaki twin cylinder 603cc	107cm (42") XRD rear discharge or 92cm (36") High Grass Mulch
C80	FR541V Kawasaki twin cylinder 603cc	122cm (48") XRD rear discharge or 92cm (36") High Grass Mulch

Powered by
Kawasaki





B Series 4TRAC Garden Tractors

A 4x4 tractor for your garden

The unique 4TRAC system turns a Countax into a 'go anywhere, mow anywhere' garden tractor capable of tackling slopes, mud and rough terrain.

Four wheel drive extends the tractor's utility even further. With a B Series you can take your Countax to places where most 'ride-on mowers' can't go. Safely mow slopes that previously required a brushcutter to clear. Tow a trailer through a muddy copse or clear the snow from your drive.

4TRAC provides 'on demand' four-wheel drive. It senses where grip is required and applies drive accordingly.

As part of the Operating Management System, Electronic Slope Alert sounds an alarm and displays a warning before an incline too great for safe mowing is reached. Dynamic Traction Control avoids scuffing on your lawn by varying the speeds of the front wheels when turning.

	Engine	Cutter Decks
B60 4TRAC	FS481V Kawasaki twin cylinder 603cc	107cm (42") XRD rear discharge or 92cm (36") High Grass Mulch
B250 4TRAC	FR730V Kawasaki twin cylinder 726cc	122cm (48") XRD rear discharge or 92cm (36") High Grass Mulch

Powered by
Kawasaki



A Series Garden Tractor

The A25-50HE is a larger tractor for a larger garden

The A25-50HE is Countax's largest petrol garden tractor. The 726cc Kawasaki engine drives a 127cm (50") Combi deck and an optional 390 litre Powered Grass Collector. The bigger deck and collector mean that this tractor can cut a larger area faster than the smaller C or B Series.

Suitable for grounds of around three acres or more, the A Series will make short work of mowing lawns, paddocks and orchards.

The extra-large collector is lifted and emptied via push button control. Its larger capacity means fewer trips to empty cuttings. With 58cm rear wheels and a differential lock, the A Series is comfortable to operate on inclines and won't mark your turf.



	Engine	Cutter Decks
A25-50HE	FR730V Kawasaki twin cylinder 726cc	127cm (50") Combi or 107cm (42") High Grass Mulch

Powered by
Kawasaki





A Series Diesel Garden Tractor

Diesel power and economy with a larger chassis and larger cutting deck

Mow larger areas of lawn with the A230D. A 784cc Yanmar diesel engine is fuel efficient and, with the ability to run rebated red diesel*, an economical option for people with grounds of around three acres or more.

The high-torque, 3-cylinder diesel engine has abundant power and torque to cope with almost all cutting conditions.

The A230D is available with either a 127cm (50") Combi deck (for cutting with collection or mulching) or a 107cm (42") High Grass Mulching deck. It will mow a larger lawn or paddock faster than a smaller C or B Series tractor.

Differential lock, an important safety feature for control on slopes, is a standard feature and the optional 390 litre Powered Grass Collector has push-button electric lift and emptying.




	Engine	Cutter Decks
A230D	Yanmar three cylinder diesel 784cc	127cm (50") Combi or 107cm (42") High Grass Mulch

** Please consult HMRC for information on rebated red diesel*



Garden Tractor Accessories



Automotive type ball hitch can be fitted to the tow bar. Tow trailers and other attachments with your Countax.

Use a Countax for year-round chores

Countax garden tractors are designed for year round garden care not just for cutting, striping or mulching a lawn. A range of unique attachments are available for the many tasks around the garden.



A purpose designed cover for protecting your tractor when not in use.

Powered scarifier

Powered directly by the engine, the offset scarifier fits in place of the grass collector. Its rotating tines remove thatch and moss allowing the grass plant to recover so improving the overall condition of the lawn. The working height of the scarifier is fully adjustable and, with a 76cm (30") operating width, a lawn can be fully scarified as quickly as it would be mowed. The Powered Grass Collector can be used to sweep up waste material.

Snowblade

Fitted with a front-mounted snowblade and high-grip chevron tyres, a Countax tractor becomes a formidable force in quickly clearing snow from paths and driveways. The tough rubber-tipped edge of the steel snowblade has been specifically designed to clear snow without damaging a concrete or tarmac surface.

Powered salt spreader

Powered by the tractor's engine, the salt spreader has a hopper that holds up to 50kg of granular material. It can be used for quickly spreading salt on icy paths and tracks. Features an adjustable flow rate.





Chevron tyres provide extra grip on slippery ground and muddy conditions.

Powered Grass Collector

Even for those wanting to cut without collecting, the Powered Grass Collector is a useful option. It's the quickest and most efficient way to collect leaves and garden debris and is invaluable for clearing up after scarifying. Brushing also stimulates turf, and prevents the formation of thatch, while the integrated roller leaves neat stripes.



	C50	C60	C80	B60 4TRAC	B250 4TRAC	A25-50HE	A230D
Engine	Briggs & Stratton single cylinder 500cc	FS481V Kawasaki twin cylinder 603cc	FR541V Kawasaki twin cylinder 603cc	FS481V Kawasaki twin cylinder 603cc	FR730V Kawasaki twin cylinder 726cc	FR730V Kawasaki twin cylinder 726cc	Yanmar three cylinder diesel 784cc
Transmission	Hydrostatic Foot Control	Hydrostatic Foot Control	Hydrostatic Foot Control			Hydrostatic Foot Control	Hydrostatic Foot Control
Standard Cutter Deck	97cm (38") XRD rear discharge*	107cm (42") XRD rear discharge	122cm (48") XRD rear discharge	107cm (42") XRD rear discharge	122cm (48") XRD rear discharge	127cm (50") Combi	127cm (50") Combi
High Grass Mulching Deck	N/A	92cm (36")	92cm (36")	92cm (36")	92cm (36")	107cm (42")	107cm (42")
XRD and Combi deck height settings	12mm (1/2") up to 101mm (4")	12mm (1/2") up to 101mm (4")	12mm (1/2") up to 101mm (4")	12mm (1/2") up to 101mm (4")	12mm (1/2") up to 101mm (4")	25mm (1") up to 101mm (4")	25mm (1") up to 101mm (4")
PGC** capacity (litres)	300	300	300	300	300	390	390
PGC** Electric Lift	N/A	N/A	N/A	N/A	N/A	Standard	Standard
PGC** Electric Emptying	N/A	N/A	N/A	N/A	N/A	Standard	Standard
Power Take-off	Standard (Electric engage)	Standard (Electric engage)	Standard (Electric engage)	Standard (Electric engage)	Standard (Electric engage)	Standard (Manual engage)	Standard (Manual engage)
Bullbar	Standard	Standard	Standard	Standard	Standard	Standard	Standard
OMS	Colour digital display	Colour digital display	Colour digital display	Colour digital display	Colour digital display	LED display	LCD display
Electronic Slope Alert (OMS)	N/A	N/A	N/A	Standard	Standard	N/A	N/A
Fuel Tank (litres)	7	7	7	7	7	7	7
Differential Lock	N/A	N/A	N/A	N/A	N/A	Standard	Standard
Wheel Size (Front / Rear)	38cm / 51cm (15" / 20")	38cm / 51cm (15" / 20")	38cm / 51cm (15" / 20")	41cm / 51cm (16" / 20")	41cm / 51cm (16" / 20")	41cm / 58cm (16" / 23")	41cm / 58cm (16" / 23")
Dimensions (L x W x H) (cm) exc PGC	187 x 103 x 114	187 x 112 x 114	187 x 127 x 114	187 x 112 x 114	187 x 127 x 114	184.5 x 131 x 119	205 x 131 x 121

* 92cm (36") XRD deck also available **PGC – Optional Powered Grass Collector ***Excluding deck and Powered Grass Collector