

MASTERS SERIES

DIAMONDBACK


STRAIGHTENED FLOW PATTERN (SFP)

VERTICAL ONLY



HORSEPOWER	1	2	3 & 3½	5
HT x DIA ft	5 x 50	5 x 55	5 x 60	5 x 65
ELECTRICAL RATING Ph VOLTAGE AMPS	1 120 19 1 208-240 9.6 3 208-240 5.4 3 440-480 2.7	1 208-240 12.6 3 208-240 6.3 3 440-480 3.1	1 (3½HP) 208-240 15.2 3 (3HP) 208-240 10.1 3 (3HP) 440-480 5.1	1 208-240 27.1 3 208-240 18 3 440-480 9
HT x DIA m	1.5 x 15.2	1.8 x 18.2	2.1 x 20.1	3.7 x 22.6
ELECTRICAL RATING Ph VOLTAGE AMPS	1 220-230 8 3 380-415 2.6	1 208-230 10.5 3 380-415 3.7	1 220-230 19 3 380-415 5	1 208-230 24 3 380-415 8

MASTERS SERIES® DESIGN TYPES

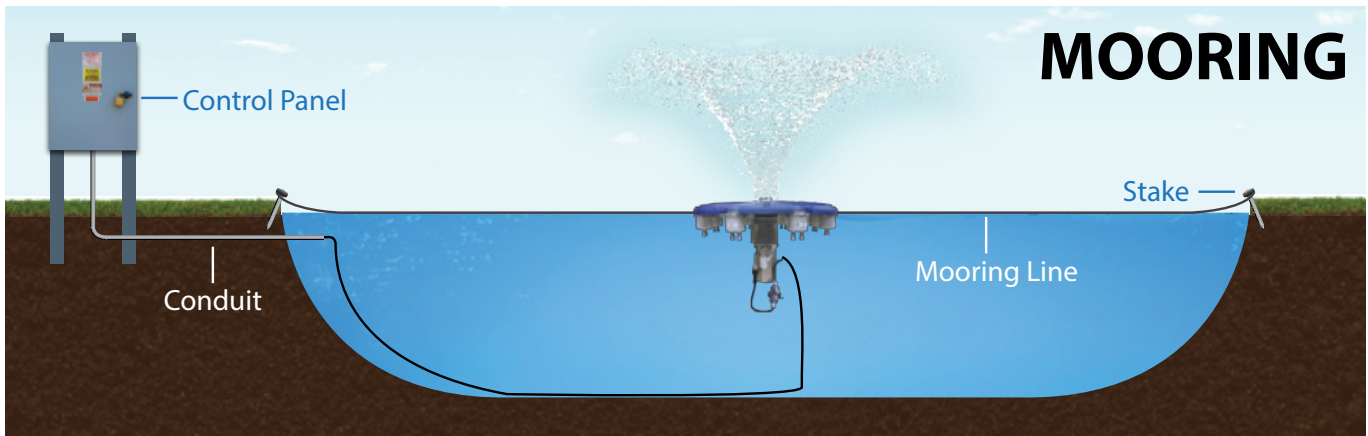
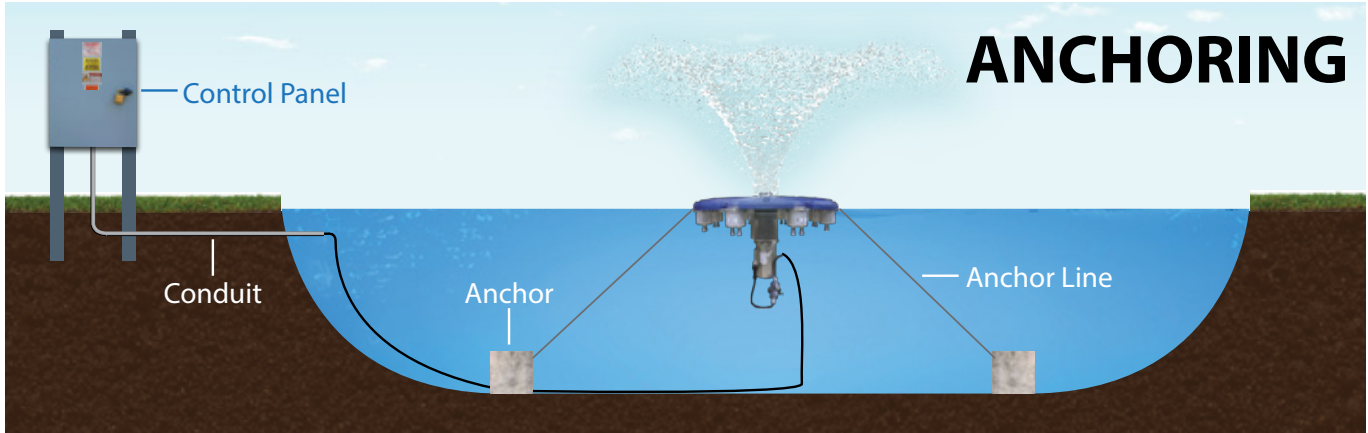


**1 - 5 HP Masters Series
Vertical Design**
(Min. Operating Depth - 3ft.)

- 1 - Interchangeable nozzles
- 2 - Low profile float design with recessed pockets for LED & RGBW Lighting
- 3 - Stainless steel intake screen
- 4 - Patented, high-efficiency molded composite impeller system
- 5 - Exclusive custom-designed oil-cooled energy efficient motors with stainless steel motor housing and top plate
- 6 - AquaLock Connector (ALC) electrical quick disconnect
- 7 - Exclusive underwater cable disconnect

MASTERS SERIES

INSTALLATION



CONTROL PANEL



CONTROL PANEL COMPONENTS

- Outdoor rated, lockable enclosure constructed of galvanized steel powder coated gray
- Standard enclosure size 16" x 16" x 6" for 1-5HP and 24" x 20" x 6" for 7.5-10HP
- Overcurrent protection
- Ground fault protection
- Motor contactor and overload
- Capacitors (single phase only)
- Digital timers with battery backup
- LED lighting circuit included in all control panels
- Custom Control Panels for multiple units and options available

