

MASTERS SERIES

DORAL


STRAIGHTENED FLOW PATTERN (SFP)

VERTICAL OR HORIZONTAL

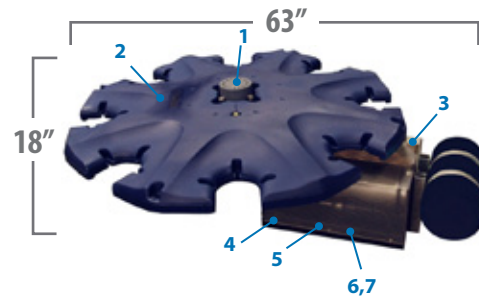


HORSEPOWER	1	2	3 & 3½	5
HT x DIA ft UPPER	8 x 10	10 x 12	11 x 14	13 x 18
HT x DIA ft LOWER	4 x 8	5 x 10	5 x 12	7 x 13
ELECTRICAL RATING Ph VOLTAGE AMPS	1 120 19	1 208-240 12.6	1 (3½HP) 208-240 15.2	1 208-240 27.1
	1 208-240 9.6	3 208-240 6.3	3 (3HP) 208-240 10.1	3 208-240 18
	3 208-240 5.4	3 440-480 3.1	3 (3HP) 440-480 5.1	3 440-480 9
	3 440-480 2.7			
HT x DIA m UPPER	2.1 x 2.4	2.3 x 3	3.3 x 3.6	4 x 5.5
HT x DIA m LOWER	1.2 x 2	1.4 x 2.4	1.8 x 3	2.1 x 4
ELECTRICAL RATING Ph VOLTAGE AMPS	1 220-230 8	1 208-230 10.5	1 220-230 19	1 208-230 24
	3 380-415 2.6	3 380-415 3.7	3 380-415 5	3 380-415 8

MASTERS SERIES® DESIGN TYPES



**1 - 5 HP Masters Series
Vertical Design**
(Min. Operating Depth - 3ft.)



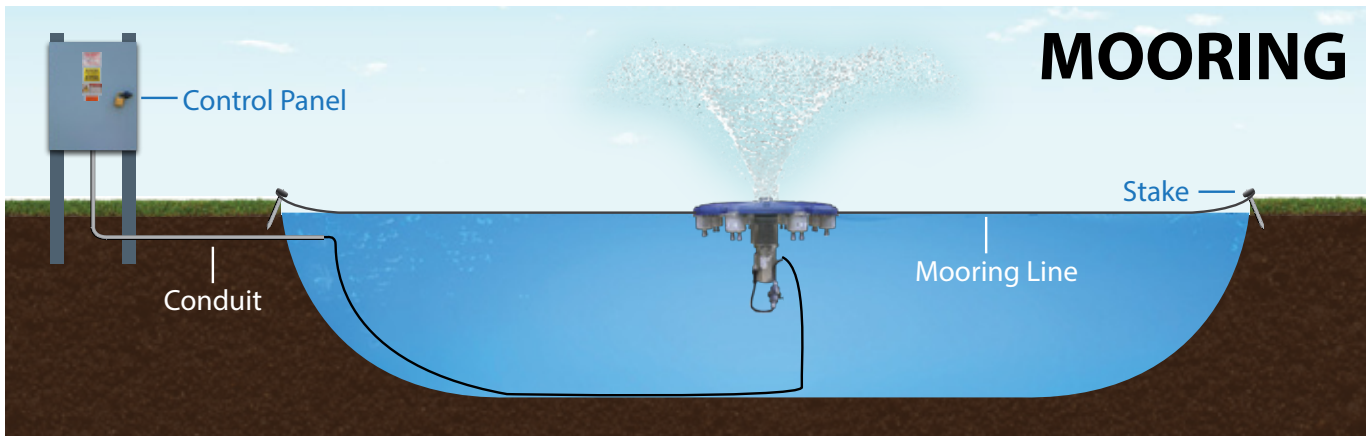
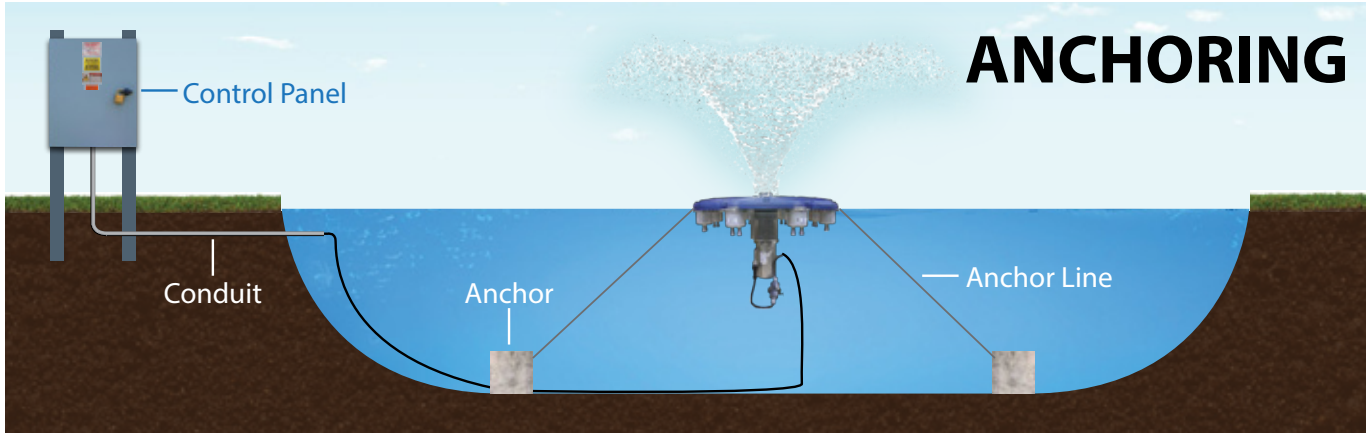
**1 - 5 HP Masters Series
Horizontal Design**
(Min. Operating Depth - 16in.)

- 1 - Interchangeable nozzles
- 2 - Low profile float design with recessed pockets for LED & RGBW Lighting
- 3 - Stainless steel intake screen
- 4 - Patented, high-efficiency molded composite impeller system

- 5 - Exclusive custom-designed oil-cooled energy efficient motors with stainless steel motor housing and top plate
- 6 - AquaLock Connector (ALC) electrical quick disconnect
- 7 - Exclusive underwater cable disconnect

MASTERS SERIES

INSTALLATION



CONTROL PANEL



CONTROL PANEL COMPONENTS

- Outdoor rated, lockable enclosure constructed of galvanized steel powder coated gray
- Standard enclosure size 16" x 16" x 6" for 1-5HP and 24" x 20" x 6" for 7.5-10HP
- Overcurrent protection
- Ground fault protection
- Motor contactor and overload
- Capacitors (single phase only)
- Digital timers with battery backup
- LED lighting circuit included in all control panels
- Custom Control Panels for multiple units and options available

